



PAKISTAN PROPERTY SHOW

BY ZAMEEN.COM



EXHIBITOR GUIDE 2018

SEPTEMBER 14 & 15

ZA'ABEEL HALL 5

DUBAI WORLD TRADE CENTRE

11:00AM TO 9:30PM

 **zameen.com**
Pakistan's No.1 Property Website

LAHORE (HEAD OFFICE)
Pearl One 94-B/I, M. M. Alam Road Gulberg III, Lahore.
Need Help? : 0800 ZAMEEN (92633)

In association with



An event by



Our partner website in UAE



CONTENTS

- 01 Let's Start Your Pakistan Property Show Journey!
- 02 Important Event Information
- 03 Your Stand & Branding
- 04 Stand Construction Schedule
- 05 Transportation
- 06 How to Get to the Venue
- 07 DWTC Additional Items
- 08 Electrical Supply
- 09 Material Deadlines
- 10 About the UAE

SAY HELLO TO YOUR SHARE OF THE OVERSEAS MARKET!

Zameen.com is the king of property Expos in Pakistan, and for good reason. With more than a dozen successful events under our belt, last year we ventured into international waters with the Pakistan Property Show by Zameen.com. Given that 40% of our traffic comes from overseas Pakistanis, we knew that we could only do justice to the show by bringing the very best that the market had to offer with us.

2017 showed us that what we knew about the demand was wrong: it was three times higher than what we had anticipated. So after conquering the local market, we helped agents and developers

connect with the overseas market, to the tune of 14,000+ visitors in just two days.

The show last year was such a huge hit that Exhibitors ran out of business cards within a few hours of the event floors opening to visitors. In 2018, we are returning to the prestigious Dubai World Trade Centre, for a bigger and better show.

Last year, our Exhibitors were so swamped with customers that one representative dealt with six different clients simultaneously. This year, you can join them, too!



IMPORTANT EVENT INFORMATION

Banking & Finance

The UAE has most major banks, and business hours run from 8:00AM - 1:00PM from Sunday to Thursday. Banks remain closed on Friday and Saturday, which is UAE's weekend. For any and all of your transactions during your stay in Dubai, you can most certainly find your bank.

Car Parking

You can find free parking spots across the road from DWTC's Convention Gate Entrance. Find more detail on [page 11](#).

Carpet

All the walkways have been covered with ample carpeting. Shell scheme stands come with light grey carpets, and the passages and pathways come with grey carpets.

Cleaning

As an Exhibitor, you will only be required to ensure that your exhibit remains clear and clean. The rest of the hall, pathways, stands, etc. are the responsibility of the organiser. Please note that you must ensure that internal gangways are clear of obstructions or rubbish at all times.

During the time the exhibit is being set up, Exhibitors and their contractors must ensure that waste and leftover material from construction is efficiently dealt with. Kindly assist the cleaning staff to make this possible. If there is a chance that a large amount of waste will be leftover from the construction of your stall, please get in touch with the organisers in writing beforehand so they are prepared.

If a part of the stand you are acquiring will be locked, please ensure that the organisers have access to a clearly labelled key that can be used to access it.

Customs

Passengers bringing goods for exhibition or trade purpose are required to submit self-declaration on arrival and to keep a deposit equivalent to five per cent of the CIF (Cost, Insurance and Freight) value of the goods.

The documents required are:

- Original invoice.
- Certificate of origin.
- Packing list.

(An authorization or official confirmation letter of participation from the Exhibition host is required for the items brought for trade exhibition). The customs staff will process a Temporary Admission Customs Bill. <https://goo.gl/N6HeQH>

Material Distribution/Canvassing

It is strictly prohibited to distribute or display any material(s) or item(s) outside the boundary of the stand and space allotted to you.

Restricted Items & Documentation

Your documents need to be developed and prepared as per the regulations put forth by the United Arab Emirates Customs Authorities. If you are in doubt as to whether the goods or items you are importing are restricted, please get in touch with the appropriate Government Trade Office within Pakistan.

Moreover, if you are transporting any hazardous



PROHIBITED

goods, please ensure that you separately list them within the invoice forms with full particulars so that appropriate storage spaces can be arranged for them.

Electrical Installations for Shell Schemes

Please go through the Shell Scheme section of this guide to find more information.

Electrical Regulations

You will receive only standard electrical supply as per your stand space requirement.

Manager's Office

The Manager's Office will be properly marked and we will ensure that it is easy to find for you. The office is available during the event, the stand construction phase and the stand deconstruction phase.

Internet Connectivity

For further information please refer to the Extra Services section on [page 18](#).

Badge for Exhibitors

A badge for exhibitor will be provided at the entrance of the Za'abeel Hall 5 [[refer to the map on page 11](#)]. Please collect it on September 14, by 10 PM. Ensure that you or your personnel are wearing your badge throughout the two-day event.



Fire Regulations & Safety

The Dubai World Trade Centre is fitted with suitable fire extinguishers. These are able to handle different fire-related risks, and come with complete instructions on how they can be used.

All material that is to be used during construction and build up for the Shell Schemes must be fireproofed, and must comply with all local regulations.

First Aid

DWTC has permanent staff to deal with first aid requirements. Should you find yourself in a situation where you need help, please find the nearest member of the security staff.

Floor Loading Capacity

Please go through the Your Stand section of this guide to find more information.

Furniture

Furniture is available for hire during the event. However, the quantity is limited so ensure that you have made your requirements known to the organisers well in advance.

Height Restrictions

Please go through the Your Stand section of this guide to find more information.

Insurance

You as the Exhibitor will be liable for the good(s)

and item(s) that you bring with you. The Organiser takes no responsibility for any damage that occurs while you are engaged with the event. We recommend that you acquire appropriate insurance cover for the duration of the event.

Language - UAE

Arabic is the official language of the UAE. However, English is widely spoken and understood around the region. Companies that are producing tenders or interacting with government agencies will be required to submit documentation in Arabic. It is also considered a courtesy to include some promotional or sales material in Arabic, in addition to English.

Lighting

All exhibition halls come with general lighting. For more information on lighting you can look at the Your Stand section of this manual.

Name board

If you have opted for a Shell Scheme stand and not just space then you will be allotted a name and number on the Stand Fascia. You are not allowed to display or fix any material on the name board. For Exhibitors that have optioned for bare space, it is reminded that their name and number must be displayed at the front of their stand.

Optional Display Aids

A range of aids are available for display aids. Get in touch with the organiser for more information.

The Opening Ceremony & Invitations

Only Exhibitors will be able to access the halls only an hour in advance on the morning of the opening. This is to ensure security of the venue and the exhibits. Please also note that no admissions will be made for any Exhibitors unless they are wearing their badges. Exhibitors will also be put through a mandatory security search.



Photography

A media team will be present at the event to take pictures of your stand. Please get in touch with

the Organiser if you need photos taken of your stand or the official opening ceremony.

Public Relations

A comprehensive campaign has been planned for PR-related activities. News of the event will be spread out through the UAE, and in Pakistan. The campaign is currently underway and additional media outlets will continue to be added to the pool till the event's culmination.

Restaurant Facilities

The organiser will be putting up two food areas in Za'abeel Hall 5, which will be active during the event. Ensure that you manage your food budget for the two days wisely. Additionally, DWTC Hall 2 has both an express counter and a mobile café.

Security

The overall security of the venue will be maintained by the Organiser and the Dubai authorities. Security cover will last for the full duration of the event. No good(s) or item(s) will be allowed into the halls during this time. Please ensure that you are well acquainted with the Show Time Table on [page 9](#).

Please also note that despite the Organiser taking all precautions possible during the course of the event, they cannot be held responsible for any damage, accident, or loss that occurs to any property or personnel that are associated with any contractor or exhibitor.

We would recommend that you ensure the safety of any valuable or attractive items, and remove them from the venue each day. A locked enclosure has been provided to you, and it can also be used. However, a duplicate key for the same must be provided to the Organiser with your company name and stand number clearly labelled.

Shell Scheme

The Organisers will be providing the Shell Scheme, and take responsibility for its supervision and erection. You will be able to acquire our help in terms of on-site management and any technical services that are needed.

Space Only

The Your Stand section of this guide has more information on your space. The deadline checklist will give you an idea of when you should prepare. Please refer to [page 5](#).

Design & Construction

Refer to the Your Stand section for all the necessary detail and information about your stand. Follow the deadline checklist to see which services you required and ensure that you apply well within the deadline timeframe.

Stand Services

The exhibition hall does not have any space for storage. Leftover cartons, boxes, etc. will be collected during the construction phase and returned back to you during the deconstruction phase. If you wish to have temporary personnel for your stand please get in touch with the Organiser.

Trademarks

The Federal Trademarks Law came into effect during January 1994 and was written in October 1992. The law enables the Ministry of Economy and Commerce to register trademarks. However, administrative processes and registrations are yet to see implementation of the regulations pertaining to them. If you wish to find more information about trademarks please get in touch with the Pakistan embassy in the UAE.

Transport

We recommend that you travel by taxis while you are in Dubai. They are a safe means of transport and can normally be hailed from the road. Alternatively you can also order a taxi by calling +971 (4) 208 0808. Use metered Dubai government taxis, and make sure that you have the right amount of change for your ride.



Video Tapes

If you intend to use videotapes during the event, you are advised to acquire clearance through the official shipping and freight contractor. Videotapes will typically be confiscated once you enter the UAE -

however, once satisfied that the contents are not harmful or inappropriate the authorities will allow the owner to reclaim the tape.

It is highly advisable to go through the official shipping and freight contractor since the time period it would take the authorities to process the tape is variable, and there is no guarantee that you will be able to get it back in time for it to be used during the event. Therefore, it is recommended that videotapes be shipped so that necessary clearance and delivery can be ensured. Please note that a period of 20 days is normally required for this.

Waste & Water

The exhibition hall is fitted with several points that contain water and waste facilities. If you need facilities specifically for your stall then ensure that you intimate the Organiser in writing well before the event.

YOUR STAND

You can either opt for bare space, or opt for a Shell Scheme.

Shell Scheme

The Pakistan Property Show is fitted with two different options when it comes to Shell Scheme Stands. The 9 sqm Stand and the 18 sqm stand. These options are further split into different categories depending on the package that you have booked with us.

A Shell Scheme stand is essentially a structure of aluminium poles and panelling made of wood. It is the basic frame on which your stall will be constructed.

Shell Scheme Specification

The Shell Scheme will be provided and erected by the Official Stand Fitting Contractor. The display items and exhibit materials must be kept within the bounds of the area taken up by the Shell Scheme. The fascia or name panel should not contain any logos or fittings under any circumstance. The corner stands will have only two open sides and the remaining sides will be facing walls. The following are included in the Shell Scheme:

Lockable Cabinet
Fascia Name Board
Folding Chairs
Waste Bin

Electrical Socket
Carpet
Table
Spotlights

Space Only

The Space Only option allows you freedom to design, albeit within the given dimensions outlined. There will be no carpet or electrical point with this option. Please place your order for any items or supplies to your organiser as per the given deadlines.

Floor covering

A carpet will be provided to cover the area that falls within the shell scheme.

Walling

Panels with a 100cm width will be provided. The frame itself has a white plastic finish. Please note that no fixtures or fittings can be added to the walls. If you require, brackets will be provided for display panels, signs, and more.

Fascia

This will be 30cm deep at 220cm high to the underside comprised of aluminium frame with in fill panel fitted between dividing walls with additional supports at corners and where fascias exceed 400cm in length.

Name Board

This is the stand lettering fitted to the Shell Scheme fascia. Where the stand fascia exceeds 600cm an additional name panel will be fitted.

Roof Beams

70mm deep aluminium beams will be fitted to hold lighting fixtures.

Electricity

With each 9 sqm Shell Scheme, 3 x 100w spotlights are fitted behind the fascia and a 1 x 13 amp socket outlet is provided at floor level on the rear wall, hence quantity will be doubled with the 18 sqm Shell Scheme.

Furniture

Included with each 9 sqm Shell Scheme is 1 table, 3 chairs, 1 lockable cabinet and 1 waste bin, and this quantity is doubled with the 18 sqm Shell Scheme. Should you require additional furniture, a limited range and quantity of furniture is available for hire. Exhibitors are advised to order immediately to avoid disappointment. Please refer to [page 12](#) for detail.

SHELL SCHEME SPECIFICATION

Lockable Cabinet

9 sqm Stand - Qty. 1
18 sqm Stand - Qty. 2

Fascia Name Board

(Provided for all open sides of the stand)

Folding Chairs

9 sqm Stand - Qty. 3
18 sqm Stand - Qty. 6

Waste Bin

9 sqm Stand - Qty. 1
18 sqm Stand - Qty. 2

13 amp Electrical Socket

9 sqm Stand - Qty. 1
18 sqm Stand - Qty. 2

Spotlights

9 sqm Stand - Qty. 3
18 sqm Stand - Qty. 6



Carpet

(Provided for full area of stand)

Table

9 sqm Stand - Qty. 1
18 sqm Stand - Qty. 2


BRANDING YOUR STAND

OPTION-1 (BRONZE PLUS AND BRONZE)


Vinyl indoor high-quality print with matte lamination and mounted on 10 mm foam board OR 1 or 2 mm forex.

1 vinyl of 300cm (width) x 240cm (height)
1 counter vinyl of 100cm (width) x 100cm (height)

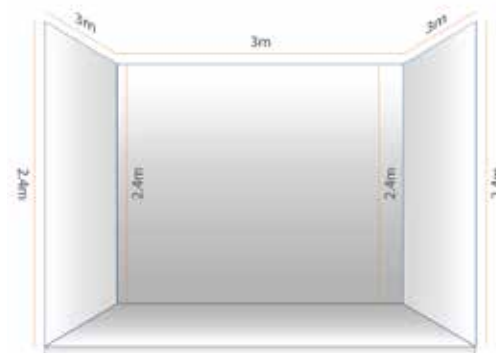
3 x 3 metres



Small wall (3x3) 1 side closed & 3 sides open **AED 630**



2 sides closed & 2 sides open **AED 1260**



3 sides closed & 1 side open **AED 1890**

OPTION-2

The Organiser can only provide installation without Frame if the Exhibitor brings flex from Pakistan. This installation will cost **AED 180** of one 3x3 metre wall.



The Exhibitor will be responsible for getting in touch with the printing vendor. Details can be found below:

Mr. Junaid Ahmed

T: +971 4 261 1130

M: +971 55 844 5449

F: +971 4 261 1456

E: junaid@creativeteamllc.com

W: www.creativeteamllc.com

Note:

All the files should be in Adobe illustrator with fonts outlined or HI RES PDF. NO COREL DRAW files, corel draw files doesn't support our print software here.

Client will directly contact printing vendor (Junaid), Zameen management will not take any responsibility of client's deal/negotiation.

Payment Terms : 50 % advance & balance before the show starts.

STAND CONSTRUCTION SCHEDULE

CONSTRUCTION SPACE ONLY

September 13 Time: 2:00AM – 10:00PM

Please ensure that you acquire your badge from the entrance of Za'abeel Hall 5.

CONSTRUCTION SHELL SCHEME

September 13 Time: 8:00AM – 10:00PM

Your Exhibitors badge can be found at the entrance of hall 5, please ensure that you and your personnel are wearing these badges at all time.

The stand setup needs to be completed within the given deadline.

EXHIBITOR CALL TIME

September 14 & 15 Time: 10:00AM

Exhibitors are required to arrive at the venue an hour before the start of the event on both days. Badges will be issued to all exhibitors, without which they will not be able to enter the event.

SHOW DATES & TIMING

September 14 & 15 Time: 11:00AM - 9:30PM

Exhibitors are required to ensure timely arrival as stated above on both days. Please ensure that you are not delayed and make your way to the event well within time.

STAND DECONSTRUCTION

September 16 Time: 12:00AM - 6:00AM

TRANSPORTATION

The organiser will provide transportation from Dubai Airport to DWTC Apartments and vice versa.

Exhibitors will be picked up from Dubai Airport on the day of arrival, i.e. September 13, and transported to DWTC apartments, and then taken from DWTC apartments to Dubai Airport on September 16.

No transportation services apart from the logistical details outlined above will be provided by the organiser. Exhibitors are responsible for any additional journeys or tours they wish to undertake.

LAHORE TO DUBAI - SEPTEMBER 13		DUBAI TO LAHORE - SEPTEMBER 16	
DEPARTURE TIME	ARRIVAL TIME	DEPARTURE TIME	ARRIVAL TIME
8:45AM	11:05AM	12:40PM	4:35PM
ISLAMABAD TO DUBAI - SEPTEMBER 13		DUBAI TO ISLAMABAD - SEPTEMBER 16	
DEPARTURE TIME	ARRIVAL TIME	DEPARTURE TIME	ARRIVAL TIME
9:35AM	11:55AM	12:40PM	4:35PM
KARACHI TO DUBAI - SEPTEMBER 13		DUBAI TO KARACHI - SEPTEMBER 16	
DEPARTURE TIME	ARRIVAL TIME	DEPARTURE TIME	ARRIVAL TIME
12:15PM	1:20PM	3:00PM	6:10PM



HOW TO GET TO THE VENUE

The Pakistan Property Show will be held at Za'abeel Hall 5 at the Dubai World Trade Centre.

DWTC is a prestigious venue, located at the beginning of the Sheikh Zayed Road. It is connected to the DWTC Metro Station. The venue is just a 10-minute drive away from the Dubai International Airport.

Check out the map below to find the venue, i.e. Za'abeel Hall 5, the Metro Station, and a few other landmarks and important locations that you should keep in mind.

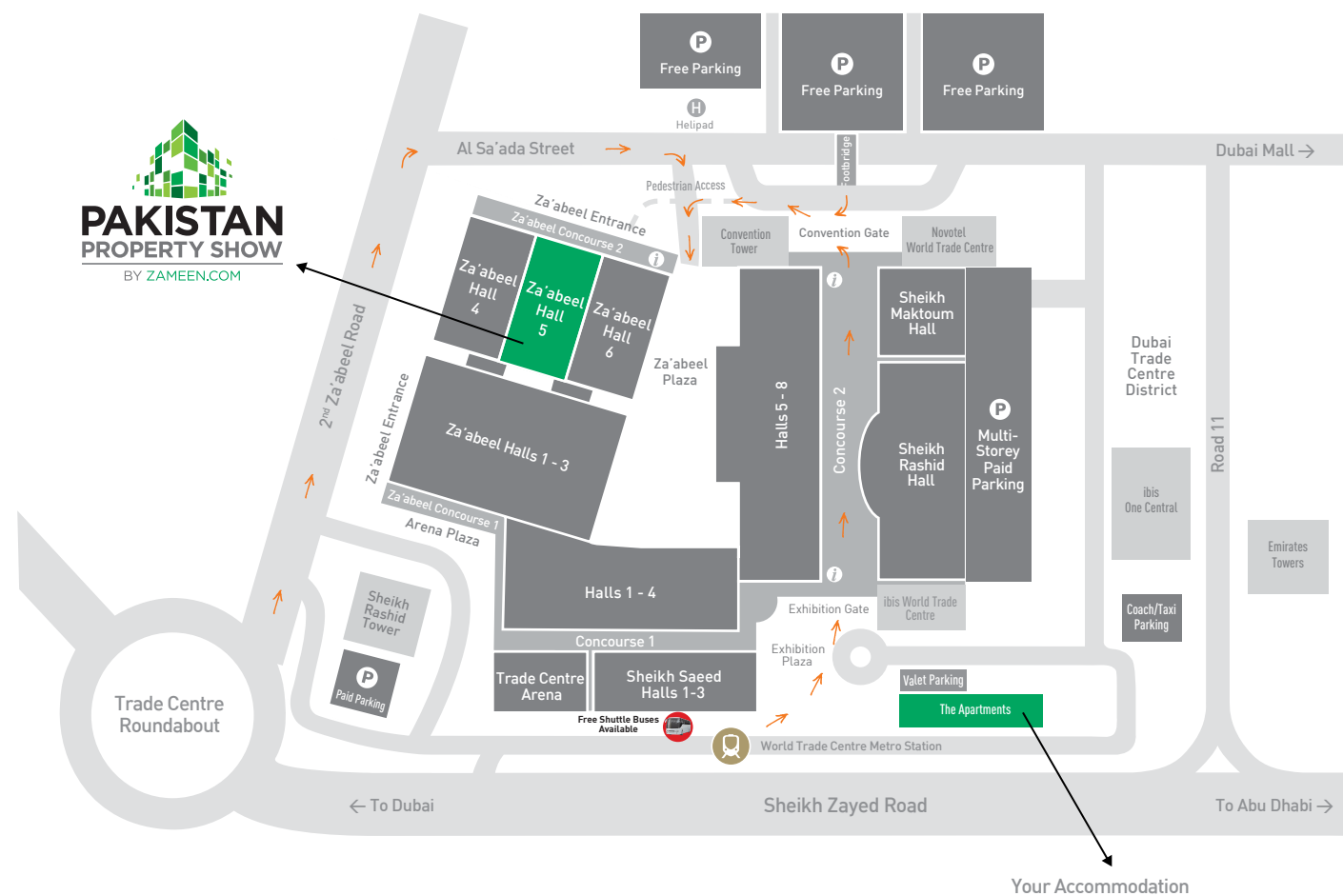
Free Parking Areas

Free parking can be found across the road from DWTC's Convention Gate entrance.

Car Park 1.a, 1.b, 1.c

can be found located opposite the Novotel Hotel entrance.

Please get in touch for more details about parking at **+971 55 544 1948**



DUBAI WTC EXPO ADDITIONAL ITEMS















Following is a list of extra items exhibitors may order directly on their own. Please get in touch with your Account Manager if you wish to place an order.

Late orders will be subject to availability with 20% surcharge.

5% VAT applicable

Exhibitors please ensure that the keys of doors & furnitures are returned and nothing is left behind when rented furnitures are handed back to us on the last event day. Rental rates quoted hereunder are for the entire duration of the Exhibition.

FLOORS/DOOR LOCKS/SHELVES/PANELS

 <p>1 COAT STAND (Wall Mounted) (1 meter length)</p> <p>DHS 103 US \$ 28</p> <p>Qty <input type="text"/> Cost <input type="text"/></p>	 <p>2 LITERATURE RACK (Wall Mounted) 4x4 (1 meter length)</p> <p>DHS 201 US \$ 55</p> <p>Qty <input type="text"/> Cost <input type="text"/></p>	 <p>3 RAISED PLATFORM (Wooden) Size in mm: W1000 D1000 H100</p> <p>DHS 110 US \$ 30</p> <p>Qty <input type="text"/> Cost <input type="text"/></p>
 <p>4L FLAT SHELF (Corner / L Shape) Size in mm: W1000 D1000 H18</p> <p>DHS 75 US \$ 20</p> <p>Qty <input type="text"/> Cost <input type="text"/></p>	 <p>5F FLAT SHELF Size in mm: W1000 D300 H18</p> <p>DHS 40 US \$ 11</p> <p>Qty <input type="text"/> Cost <input type="text"/></p>	 <p>6S SLOPED SHELF Size in mm: W1000 D300 H18</p> <p>DHS 48 US \$ 13</p> <p>Qty <input type="text"/> Cost <input type="text"/></p>
 <p>7 FOLDING DOOR Size in mm: W1000 H2000</p> <p>DHS 209 US \$ 57</p> <p>Qty <input type="text"/> Cost <input type="text"/></p>	 <p>8 NORMAL DOOR (Wooden) Size in mm: W1000 H2000</p> <p>DHS 329 US \$ 90</p> <p>Qty <input type="text"/> Cost <input type="text"/></p>	 <p>9S1 STEEL GRID (With 20 Hooks) Size in mm: W1000 H2500</p> <p>DHS 121 US \$ 33</p> <p>Qty <input type="text"/> Cost <input type="text"/></p>
 <p>9S2 STEEL GRID (With 30 Hooks) Size in mm: W1830 W920</p> <p>DHS 183 US \$ 50</p> <p>Qty <input type="text"/> Cost <input type="text"/></p>	 <p>10 ALUMINIUM CEILING GRID Size in mm: W965 D965</p> <p>DHS 106 US \$ 29</p> <p>Qty <input type="text"/> Cost <input type="text"/></p>	 <p>11 WALL PANEL Size in mm: W1000 H2500</p> <p>DHS 110 US \$ 30</p> <p>Qty <input type="text"/> Cost <input type="text"/></p>
 <p>12P1 PEG BOARD (With 20 hooks) Size in mm: W900 H1200</p> <p>DHS 121 US \$ 33</p> <p>Qty <input type="text"/> Cost <input type="text"/></p>	 <p>12P2 PEG BOARD (With 30 hooks) Size in mm: W900 H2400</p> <p>DHS 201 US \$ 55</p> <p>Qty <input type="text"/> Cost <input type="text"/></p>	

CHAIRS AND STOOLS



TABLES




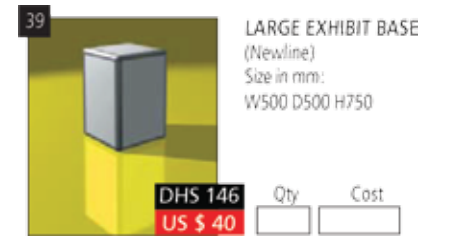

SOFAS & COUNTERS



LITERATURE RACKS AND ITEMS



NEWLINE EXHIBIT PODIUMS



GLASS SHOWCASE



ELECTRICAL ITEMS



MISCELLANEOUS ITEMS



EXTRA SERVICES

INTERNET CONNECTIVITY

Exhibitors who need internet connectivity can directly order a WiFi connection from DWTC for up to four users. The connection will cost **AED 500**. Please use the link below to place your order.

<https://bit.ly/pps-wifi>

MORE SERVICES

To order any extra services you require at the event, such as security, catering, meals, cleaning etc, please use the link below.

<https://bit.ly/pps-extra>

NOTE: A 5% VAT applies to any and all items.

ELECTRICAL SUPPLY

ELECTRICITY SUPPLY FOR SPACE ONLY STALLS, STANDS DURING BUILD UP & SHOW DAYS					
	Main Supply	Standard: More than 21 days prior Rates in Dhs	On-Site Less than 21 days prior Dhs	Quantity	Cost
SP15	15 Amps Single Phase Main	865	1300		
SP30	30 Amps Single Phase Main	1604	2406		
TP15	15 Amps Three Phase Main	2579	3870		
TP30	30 Amps Three Phase Main	4326	6490		
TP60	60 Amps Three Phase main	7316	10980		
TP100	100 Amps Three Phase main	13600	20400		
SDBO1	Single Phase Distribution Board	700	1050		
TDBO1	3 Phase Distribution Board	1010	1515		
24HS	24 Hour Power Supply add 30% to the Above Rate	+30%	+30%		
TS	Transformer 110V	200	300		

The standard of mains supplies at the exhibition hall is:

- SINGLE PHASE MAIN 220 VOLTS 50Hz
- THREE PHASE MAIN 380 VOLTS 50Hz

Additional Power:
You can book one of the above additional power options for your stand.

NOTE:

- Shell Scheme stands are provided with a 13 Amp Electrical socket as part of the package at no additional cost.
- Space Only stands are not provided with any electrical power point and if power is required you MUST apply for one of the above power options.
- *Late orders will be subject to availability with 30% surcharge.

MATERIAL DEADLINES

DETAILS	DATES
Designer Stand Visual	August 26
Shell Scheme Artwork	August 26
TV Requirement	August 25
Extra Accessories Requirement	August 25
Hostess Requirement	August 25

ABOUT THE UAE

The Country
UAE is a federation of seven emirates that was established as a country in 1971. These emirates are Dubai, Abu Dhabi, Sharjah, Ras al Khaimah, Ajman, Umm al Quwain and Fujairah. It is bordered by the Arabian Gulf in the North, by Oman in the East, and by Qatar and Saudi Arabia in the West. It is a federal monarchy with Khalifa bin Zayed Al Nahyan as the President and Mohammed bin Rashid Al Maktoum as the Prime Minister and Vice President. Its official language is Arabic, although its vast expatriate population means that English and other languages are also widely spoken here.

History
Before its independence as a country, the emirates forming UAE were harsh desert states with nomadic groups living on basic agriculture and hunting. This nomadic lifestyle led to small settlements throughout the land and to minor tribal clashes. It is with the discovery of oil by the British in the 19th and 20th centuries that these groups started becoming a unit under British protection. In 1952, they formed a coalition to protect their interests and promote economic activity in the area.

This coalition was terminated when the British moved out of the region and the sheikhdoms decided to form a country, which became officially

independent in 1971. Ras Al Khaimah was added in 1972, making the country what it is today. The capital of this federation is Abu Dhabi and each emirate has its own Sheikh as well.

UAE is now a hub of economic activity with a large foreign population consisting mostly of South Asians. It is the regional centre of many organisations due to its easy access and central location.

Facts at a Glance
Capital: Abu Dhabi
Largest city: Dubai
Official Language: Arabic
Government: Federal Constitutional Monarchy
Establishment: December 2, 1971
Area: 83,600 sq kms
Religion: Islam
Population: 9,541,615 in 2018
GDP (USD): 378.7 billion in 2017
Per Capita income (USD): 68,200 in 2017
Currency: UAE Dirham (AED)
Calling code: +971
National language: Arabic.

Emergency Numbers
Police: 999
Fire: 997
Ambulance: 998



Time Zone

UAE lies in the Gulf Time Zone and is four hours ahead of Meridian Time.

Business Hours

Government offices in the UAE are open from 7:30AM to 3:00PM. Banking hours are generally from 8:00AM to 3:00PM on weekdays and 8 to noon on Fridays, as the UAE has its weekend on Friday and Saturday. However, this can vary from bank to bank, so if you have any banking needs, check the relevant bank's website. Shopping centres and recreational areas are generally open till late night, but on Fridays, most places will be closed for a few hours in the afternoon for Juma prayer.

Climate

Being a desert region, UAE is generally hot through the year, with strong sunlight. However, from around October to May, the weather is pleasant with warm days and mild nights. This is the best time to travel to UAE, as it is a coastal area, windy weather is common.

Credit Cards

As it is a hub of commercial activity, almost all internationally recognised credit cards can be used here. Visa, Master Card, American Express, and Diners Club are all accepted in most places in the UAE.

Customs Regulations

There is no customs tax on personal and household items. However, it is strictly prohibited to travel with any pornographic materials or drugs.

Electricity

The general domestic voltage in the UAE is 220 volts. Standard 3 pin sockets of British standards are the norm here, but you can easily bring or purchase suitable adaptors for your devices.

Weights and Measures

UAE officially uses the metric system, but both British and American measurement standards are understood here.

Health

The UAE has been stated to be a safe and healthy country to travel to as it has advanced medical care with proper immunisation programmes, clean water and high hygiene standards. Pharmacies and doctors can be found all over the country for any medical needs. Medical insurance is advisable for the UAE, and can help facilitate any unforeseen situation. Due to the strong sunlight, it is advisable to use high factor sunscreen and to wear hats when going outdoors.

Social Norms

UAE is an eclectic society, so the dress code is quite varied. However, it is not recommended for

women to wear short skirts in public. In Sharjah, women are prohibited from wearing swimsuits on public beaches. Public intimacy is highly discouraged. In addition, you should wait for someone to offer you a hand to be greeted to prevent awkward situations as some Muslim locals may not shake hands with someone of the opposite gender.

Photography

Always ask for consent before photographing someone and do not photograph airports, docks, telecommunications equipment, government buildings, and military installations.

Cuisine

Due to the vast amount of tourism it receives and its eclectic population, the UAE is home to cuisines of all kinds. You can find the traditional food of most countries as well as local cuisine. The local cuisine itself consists of items like shawarma, hummus, and lamb meat. Seafood is widely available due to UAE's access to the sea. High quality food is found all over the country and everything is halal. All restaurants are strictly regulated for hygiene.

Safety

It is safe to go out alone at any time in the UAE as there is a negligible level of crime. Visitors can move around freely without any fear. The police force is quite efficient and ensures security.

Shopping

UAE is a shopping paradise for all. All major international brands have outlets in the country. Areas like Dubai and Abu Dhabi are dotted by grand malls where you can buy anything you want. There are options for all budgets, so it is the perfect shopping destination.

Tipping

Tipping is not the norm in UAE, but it is not completely absent either. Restaurants implement service charges to the bill in lieu of this practice, Taxi drivers generally do not expect to be tipped.

Public Transport

Taxis are widely available all over the country. There are public Dubai Transport taxis, which are beige and have metres with more reasonable rates, and private taxis, for which the rates vary. Standby taxis near hotels are generally more expensive, but most hotels have shuttle services. The most popular mode of public transport, though, is the Dubai Metro, which connects the whole city. It has two lines, the Red Line and the Green Line, going on various routes. For information about routes and ticket prices, go to www.dubaimetro.eu





PAKISTAN PROPERTY SHOW

BY ZAMEEN.COM

SEPTEMBER 14 & 15

ZA'ABEEL HALL 5

DUBAI WORLD TRADE CENTRE

11:00AM TO 9:30PM

We encourage you to use this guide to optimise your experience at the Pakistan Property Show. If you have any further questions or need more details, you can get in touch with us using the contact details given below.

Email: ppsduhai@zameen.com

